



Ronald Marsden
Building Inspector
Code Enforcement Officer
PO Box 141
New Haven, NY 13121
315-963-7771

Monthly Report For December 2023

Issued 0 building permits.

Building inspections are ongoing for open permits.

Started yearly code enforcement training

The office will be completing year end reports for the state and census.

Code Enforcement Officer


Ronald J Marsden

TOWN CLERK'S MONTHLY REPORT

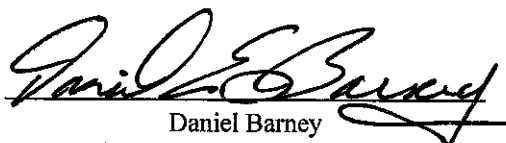
DECEMBER, 2023

page 2

DISBURSEMENTS

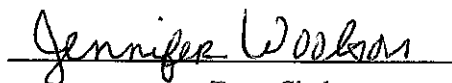
PAID TO SUPERVISOR FOR GENERAL FUND	263.25
PAID TO NYS DEC FOR DECALS	55.75
PAID TO NYS ANIMAL POPULATION CONTROL PROGRAM	46.00
TOTAL DISBURSEMENTS	365.00

JANUARY 2, 2024

 , SUPERVISOR
Daniel Barney

STATE OF NEW YORK, COUNTY OF OSWEGO, TOWN OF NEW HAVEN

I, Jennifer Woolson , being duly sworn, says that I am the Clerk of the TOWN OF NEW HAVEN that the foregoing is a full and true statement of all Fees and moneys received by me during the month above stated, excepting only such Fees the application and payment of which are otherwise provided for by law.


Town Clerk

TOWN CLERK'S MONTHLY REPORT

TOWN OF NEW HAVEN, NEW YORK

DECEMBER, 2023

TO THE SUPERVISOR:

PAGE 1

Pursuant to Section 27, Subd 1 of the Town Law, I hereby make the following statement of all fees and moneys received by me in connection with my office during the month stated above, excepting only such fees and moneys the application and payment of which are otherwise provided for by Law:

A1255

<u>3</u>	DECALS	<u>3.25</u>	
<u>5</u>	CERTIFIED COPIES	<u>50.00</u>	
TOTAL TOWN CLERK FEES			53.25

A2544


<u>24</u>	DOG LICENSES	<u>210.00</u>	
TOTAL A2544			210.00

MONTHLY REPORT OF SUPERVISOR

TO THE TOWN BOARD OF THE TOWN OF NEW HAVEN:

Pursuant to Section 125 of the Town Law, I hereby render the following detailed statement of all moneys received and disbursed by me during the month of December, 2023:

DATED: January 5, 2024


SUPERVISOR

	Balance 11/30/2023	Increases	Decreases	Balance 12/31/2023
A GENERAL FUND - TOWNWIDE				
CASH - CHECKING	105,744.43	41,749.22	46,061.69	101,431.96
CASH - SAVING	245,594.28	379,238.45	243,970.43	380,862.30
PETTY CASH	400.00	0.00	0.00	400.00
CASH-AMERICAN RESCUE FUNDS	291,763.89	121.57	0.00	291,885.46
CASH RESERVE - TAX STABILIZATI	50,504.20	40.48	0.00	50,544.68
TOTAL	694,006.80	421,149.72	290,032.12	825,124.40
DA HIGHWAY TOWNWIDE FUND				
CASH - CHECKING	59,470.44	127,407.99	103,578.38	83,300.05
CASH - SAVINGS	144,202.38	295,767.85	127,407.99	312,562.24
CASH-HIGHWAY RESERVE FUNDS-EQT	20,438.26	8.52	0.00	20,446.78
TOTAL	224,111.08	423,184.36	230,986.37	416,309.07
HL CAPITAL IMPROVEMENTS WD#9				
CASH - CHECKING	299,585.81	0.00	285,435.96	14,149.85
TOTAL	299,585.81	0.00	285,435.96	14,149.85
SF FIRE PROTECTION DISTRICT				
	0.00	0.00	0.00	0.00
CASH - SAVINGS	176.37	0.00	0.00	176.37
TOTAL	176.37	0.00	0.00	176.37
SL LIGHTING DISTRICT				
CASH - CHECKING	0.00	474.05	474.05	0.00
CASH - SAVINGS	1,564.81	0.00	474.05	1,090.76
TOTAL	1,564.81	474.05	948.10	1,090.76
SW1- WATER DISTRICT #1				
	0.00	0.00	0.00	0.00
CASH - SAVINGS	2,962.45	1.23	0.00	2,963.68
TOTAL	2,962.45	1.23	0.00	2,963.68
SW2- WATER DISTRICT #2				
	0.00	0.00	0.00	0.00
CASH - SAVINGS	170.86	0.06	0.00	170.92

MONTHLY REPORT OF SUPERVISOR

	Balance 11/30/2023	Increases	Decreases	Balance 12/31/2023
TOTAL	170.86	0.06	0.00	170.92
SW3- WATER DISTRICT #3				
CASH - CHECKING	11.56	7.05	0.00	18.61
CASH - SAVINGS	104,229.36	43.41	0.00	104,272.77
TOTAL	104,240.92	50.46	0.00	104,291.38
SW4- WATER DISTRICT #4				
	0.00	0.00	0.00	0.00
CASH - SAVINGS	1,852.69	0.77	0.00	1,853.46
TOTAL	1,852.69	0.77	0.00	1,853.46
SW5- WATER DISTRICT #5				
	0.00	0.00	0.00	0.00
CASH - SAVINGS	34,230.10	14.26	0.00	34,244.36
TOTAL	34,230.10	14.26	0.00	34,244.36
SW6- WATER DISTRICT #6				
	0.00	0.00	0.00	0.00
CASH - SAVINGS	26,862.58	11.19	0.00	26,873.77
TOTAL	26,862.58	11.19	0.00	26,873.77
SW7- WATER DISTRICT #7				
	0.00	0.00	0.00	0.00
CASH - SAVINGS	17,862.81	7.44	0.00	17,870.25
TOTAL	17,862.81	7.44	0.00	17,870.25
SW8- WATER DISTRICT #8				
CASH - CHECKING	0.00	1,111.40	1,111.40	0.00
CASH - SAVINGS	25,087.82	1,102.28	1,111.40	25,078.70
TOTAL	25,087.82	2,213.68	2,222.80	25,078.70
SW9- WATER DISTRICT #9				
CASH - CHECKING	0.00	28,931.30	0.00	28,931.30
CASH - SAVINGS	69,462.11	28.93	0.00	69,491.04
TOTAL	69,462.11	28,960.23	0.00	98,422.34
TA TRUST & AGENCY				
CASH - CHECKING	0.00	63,717.21	63,717.21	0.00
TOTAL	0.00	63,717.21	63,717.21	0.00
TOTAL ALL FUNDS	1,502,177.21	939,784.66	873,342.56	1,568,619.31